

LAB 325

ABK

EMOZIONI IN SUPERFICIE

L A B 3 2 5

ABK
EMOZIONI IN SUPERFICIE

LAB 3 2 5

LAB325 È IL PROGETTO DI ABK DEDICATO ALLE MOLTEPLICI FORME ESPRESSIVE DEL CEMENTO, DEFINITO DA TRE DIVERSE SUPERFICIE CHE SI MUOVONO ALL'INTERNO DI UN MOODBOARD RICERCATO E INDUSTRIAL.

LAB325 IS THE ABK COLLECTION DEVOTED TO THE MANY EXPRESSIVE FORMS OF CONCRETE, REPRODUCING THIS MATERIAL'S SURFACE IN THREE DIFFERENT VERSIONS AS PART OF A SOPHISTICATED INDUSTRIAL MOODBOARD.



SAND

PEARL


ASH

TAUPE

PEPPER

SAND





floor
LAB325
BASE SAND 120x120



wall
LAB325
BASE SAND 60x120
SENSI NUANCE DEEP RIVER 60x120

floor
POETRY
WOOD ECRU 20x120



outdoor floor
OUT.20 LAB325
BASE SAND R11 60x120 20mm



wall
LAB325
BASE SAND 60x120
WIDE&STYLE MINI VOL.2 AMPLIFY 60x120

floor
LAB325
BASE SAND 60x120

ASH



floor
LAB325
FORM ASH 60x120



wall
LAB325
BASE PEPPER 120x280

right wall
LAB325
FORM ASH 120x280

left wall
WIDE&STYLE
BALOON C 160x320

floor
OUT.20
LAB325
FORM ASH 20 60x120 20 mm



INDOOR

floor
LAB325
BASE ASH 120x120

OUTDOOR

floor
OUT.20
LAB325 BASE ASH 60x120 20 mm



wall
LAB325
METAL ASH 60x120

INTERNO9
RUST 120x280

top
INTERNO9
RUST

floor
LAB325
BASE ASH 60x120



wall
LAB325
METAL ASH 60x120
top
INTERNO9
RUST

floor
LAB325
BASE ASH 60x120





wall
LAB325
BASE ASH 120x280

floor
NATIVE
FOG 60x120

table
ABKSTONE
BASE ASH 12mm



wall
LAB325
BASE PEPPER 120x280

floor
OUT.20. BASE ASH 20mm
60x120

kitchen - ABKSTONE
PIRENEI GREY FULLBODY 3D
ESSENCE AVANA



wall
WIDE&STYLE MINI CARIBBEAN 60x120

floor
LAB325 BASE ASH 60x120

ABKSTONE - Top
ESSENCE AVANA 20 mm



wall
 POETRY DECOR
 TRACES PAINT CEMENT 120x280
 LAB325
 BASE ASH 120x280

floor
 LAB325
 BASE ASH 60x120



wall
 AND VOLUMES ABKSTONE
 LAB325
 BASE ASH 6 mm

floor
 /OBT.20 LAB325
 /BASE ASH 60x120

bench
 ABKSTONE LAB325
 BASE PEPPER 6 mm

TAUPE




floor
LAB325
BASE TAUPE 120x120



wall
WIDE&STYLE
LIBERTY LIME 120x280

CROSSROAD
BRICK SMOKE 7,5x30

floor
LAB325
BASE TAUPE 80x80



wall
LAB325
BASE SLIM PACK TAUPE Rett.



wall
LAB325
BASE TAUPE 60x120

volume
LAB325
FORM TAUPE 60x120

floor
CROSSROAD
WOOD TAN 20x120



wall
LAB325 BASE ASH 120x280


kitchen - ABKSTONE
LAB325 BASE ASH 12mm

floor
OUT.20
LAB325 BASE TAUPE 60x120 20mm



floor
LAB325
FORM TAUPE R11 20x40

PEARL



wall
LAB325
FORM PEARL 60x120



wall
LAB325
FORM PEARL 60x120

floor
LAB325
BASE PEARL 60x120



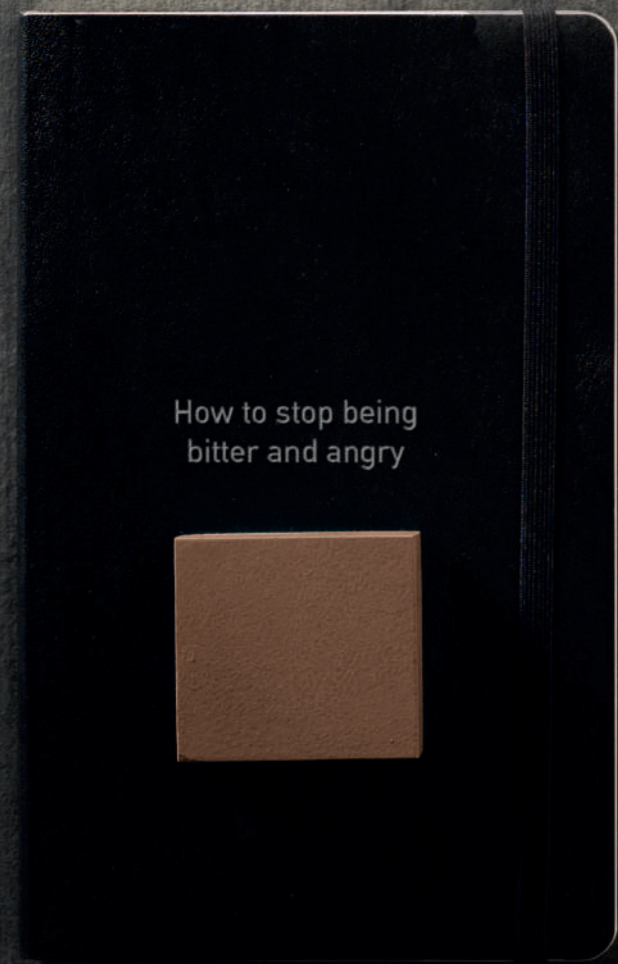


wall
SENSI SIGNORIA ROMA IMPERIALE LUX 120x280
LAB325 BASE PEARL 120x280

floor
LAB325 BASE PEARL 60x120

bathdesign - washbasin
LAB325 BASE PEARL

PEPPER



floor
LAB325
BASE PEPPER 120x120



wall
LAB325
FORM PEPPER 60x120

floor
LAB325
BASE PEPPER 60x120








wall
LAB325
BASE SLIM PACK PEPPER Rett.

shower wall
LAB325
BASE PEPPER 120x280


floor
LAB325
BASE PEPPER 60x60

COLOUR AND SIZE CHART

					
	SAND	PEARL	ASH	TAUPE	PEPPER
6 mm					
160x320 64"x128" nat rett.		•	•		•
120x280 48"x112" nat rett.		•	•	•	•
8,5 mm					
120x120 48"x48" nat rett.	•	•	•	•	•
60x120 24"x48" nat rett.	•	•	•	•	•
80x80 32"x32" nat rett.	•	•	•	•	•
60x60 24"x24" nat rett.		•	•	•	•
20x40 8"x16" R11			•	•	
20 mm					
60x120 24"x48" rett. R11			•	•	
60x60 24"x24" rett. R11	•		•		

BASE SAND

8,5 mm		
120x120	nat rett.	0000256
60x120	nat rett.	0007986
80x80	nat rett.	0000240



BASE PEARL

6 mm		
160x320	nat rett.	0005378
** 120x280	nat rett.	0008652
8,5 mm		
120x120	nat rett.	0003059
60x120	nat rett.	0002607
80x80	nat rett.	0003063
60x60	nat rett.	0002693

ABKSTONE

163,5x323 nat.	0005377	⊗ 6 mm
163,5x323 nat.	0005322	⊗ 12 mm
163,5x323 nat.	0006251	⊗ 20 mm



BASE ASH

6 mm		
160x320	nat rett.	0003161
** 120x280	nat rett.	0008653
8,5 mm		
120x120	nat rett.	0003060
60x120	nat rett.	0002608
80x80	nat rett.	0003064
60x60	nat rett.	0002694


ABKSTONE

163,5x323 nat.	0003159	⊗ 6 mm
163,5x323 nat.	0003781	⊗ 12 mm
163,5x323 nat.	0006249	⊗ 20 mm



BASE TAUPE

6 mm		
** 120x280	nat rett.	0008654
8,5 mm		
120x120	nat rett.	0002587
60x120	nat rett.	0002609
80x80	nat rett.	0002613
60x60	nat rett.	0002695




BASE PEPPER

6 mm		
160x320	nat rett.	0003162
** 120x280	nat rett.	0008655
8,5 mm		
120x120	nat rett.	0002588
60x120	nat rett.	0002610
80x80	nat rett.	0002614
60x60	nat rett.	0002696

ABKSTONE

163,5x323 nat.	0003160	⊗ 6 mm
163,5x323 nat.	0005321	⊗ 12 mm
163,5x323 nat.	0006250	⊗ 20 mm



** Fino ad esaurimento scorte l' art. verrà consegnato nel formato 120x278 6 mm oppure 120x270 7 mm.
The item will be delivered in sizes 120x278 (thickness 6 mm) or 120x270 (thickness 7 mm) while stocks last.

FORM PEARL

8,5 mm

60x120 nat rett. **0002627**



FORM ASH

8,5 mm

60x120 nat rett. **0002628**



METAL ASH

8,5 mm

60x120 nat rett. **0002675**



FORM PEPPER

8,5 mm

60x120 nat rett. **0002630**



FORM TAUPE

8,5 mm

60x120 nat rett. **0002629**



METAL TAUPE

8,5 mm

60x120 nat rett. **0002676**



DECORI / DECORATIVE 8,5 mm

A	SLIM PACK mix sizes rett.	Pcs/box: 1 ☞ = 0,54 mq A 7,5x60 ☞ 4 B 7,5x40 ☞ 4 C 7,5x20 ☞ 4 D 7,5x30 ☞ 4 E 7,5x40 Diagonale Sx ☞ 1 F 7,5x20 Diagonale Dx ☞ 1 G 7,5x20 Diagonale Sx ☞ 1 H 7,5x40 Diagonale Dx ☞ 1	
B			C
D			D
E			F
G			H

DECORI / DECORATIVE 8,5 mm	BASE SAND	BASE PEARL	BASE ASH	BASE TAUPE	BASE PEPPER
-	-	0002885	0002886	0002887	0002888

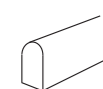
PEZZI SPECIALI / SPECIAL TRIMS 8,5 mm

	BATTISCOPIA rett. 5,5x60 ☞ 10	-	0002889	0002890	0002891	0002892
	BATTISCOPIA rett. 5,5x80 ☞ 8	0000843	0003075	0003076	0002681	0002682
	GRADONE TOP rett. 32x120x4,5x2 ☞ 1	0000847	0003077	0003078	0002683	0002684
	ANGOLARE TOP SX rett. 32x120x4,5x2 PZ 228,50 ☞ 1	0000851	0003079	0003080	0002685	0002686
	ANGOLARE TOP DX rett. 32x120x4,5x2 ☞ 1	0000855	0003081	0003082	0002687	0002688

PEZZI SPECIALI / SPECIAL TRIMS 8,5 mm	BASE SAND	BASE PEARL	BASE ASH	BASE TAUPE	BASE PEPPER
-	-	-	-	-	-
-	-	-			-
-	-	-	FORM ASH	FORM TAUPE	-
	-	-	0003574	0003575	-

MATITE ALLUMINIO - ALUMINIUM STRIPS

Articoli realizzati in alluminio anodizzato per l'uso a parete, adatti a raccordare piastrelle di diverso spessore (8,5/7/6 mm). Avvertenze per la posa e la pulizia all'interno delle confezioni o sul sito ABK.
Anodized Aluminium strips for use between wall tiles of different thicknesses (8,5/7/6 mm). Instructions for installation and cleaning included in the box or on ABK website.



MATITA ALLUMINIO 0,5x120 ☞ 4
Parte superiore arrotondata / Rounded top.

MATITA ALLUMINIO
0000086

Parte superiore arrotondata e colorata con resine acriliche.
Rounded top colored with acrylic resins.

MATITA ALLUM. ORO
0008535

MATITA ALLUM. RAME SCURO
0008534

MATITA ALLUM. WHITE
0000087

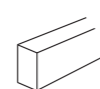
MATITA ALLUM. TERRACOTTA
0008530

MATITA ALLUM. BLU
0008532

MATITA ALLUM. VERDE
0008531

MATITA ALLUM. ARDESIA
0008533

MATITA ALLUM. BLACK
0000088





MATITA ALLUMINIO 0,5x120 ☞ 4
Parte superiore piatta colorata in bagno galvanico / Flat top colored in galvanic bath.

MATITA ALLUM. BRONZO
0000557

MATITA ALLUM. RAME
0000556


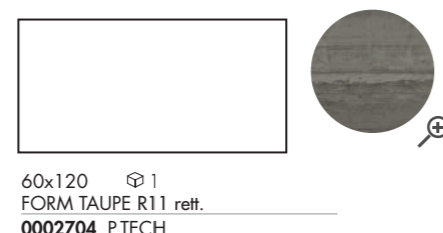
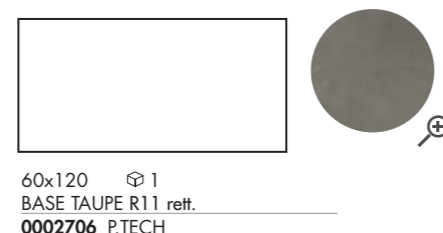
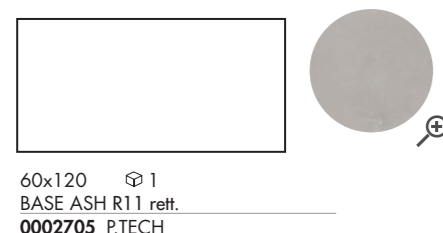
LAB325

OUTDOOR R11 8,5 mm



GRES PORCELLANATO A MASSA COLORATA
FULL BODY COLORED PORCELAIN

OUT.20 R11 20 mm P.tech



OUT.20 R11 20 mm	BULLNOSE	ELEMENTO L	ELEMENTO L GRIP	GRIGLIA	ANG. GRIGLIA SX	ANG. GRIGLIA DX
PEZZI SPECIALI SPECIAL TRIMS						
	60x120 Rett. \oplus 1	15x60x5 Rett. \oplus 2	15x60x5 Rett. \oplus 2	15x60 Rett. \oplus 4	15x60 Rett. \oplus 4	15x60 Rett. \oplus 4
LAB325 BASE ASH	0007826	0002707	0006999	0002709	0002711	0002713
LAB325 BASE TAUPE	0007827	0002708	0007000	0002710	0002712	0002714
	30x60 Rett. \oplus 1	15x60x5 Rett. \oplus 2	15x60x5 Rett. \oplus 2	15x60 Rett. \oplus 4	15x60 Rett. \oplus 4	15x60 Rett. \oplus 4
LAB325 BASE ASH 60x60	0013049	0002707	0006999	0002709	0002711	0002713
LAB325 BASE SAND 60x60	0013050	0008925	0008926	0008927	0008929	0008928

CARATTERISTICHE TECNICHE TECHNICAL FEATURES

GRES PORCELLANATO TUTTA MASSA - FULL BODY PORCELAIN

SUPERFICIE NATURALE CLASSIFICAZIONE SECONDO NORME UNI EN 14411 (ISO 13006) ALLEGATO G-Gruppo Bla UGL
NATURAL SURFACE CLASSIFICATION IN ACCORDANCE WITH UNI EN 14411 (ISO 13006) ANNEX G-Group Bla UGL

OUT.20 GRES PORCELLANATO A MASSA COLORATA - OUT.20 FULL BODY COLORED PORCELAIN

CLASSIFICAZIONE SECONDO NORME UNI EN 14411 (ISO 13006) ALLEGATO G-Gruppo Bla GL
CLASSIFICATION IN ACCORDANCE WITH UNI EN 14411 (ISO 13006) ANNEX G-Group Bla GL

PROPRIETÀ FISICO-CHIMICHE PHYSICAL-CHEMICAL PROPERTIES	NORMA NORM	VALORE PRESCRITTO DALLE NORME VALUE PRESCRIBED FROM THE NORMS	VALORE * VALUE LAB325 NAT.	VALORE * VALUE LAB325 OUT.20 P.TECH/R11
LUNGHEZZA E LARGHEZZA DIMENSIONE MEDIA DI OGNI PIASTRELLA LENGTH AND WIDTH OF THE AVERAGE-SIZES TILE	UNI EN ISO 10545/2	± 0,6%	CONFORME ACCORDING TO	CONFORME ACCORDING TO
SPESORE THICKNESS	UNI EN ISO 10545/2	± 5%	CONFORME ACCORDING TO	CONFORME ACCORDING TO
RETTILINEARITÀ SPIGOLI WARPAGES OF EDGES	UNI EN ISO 10545/2	± 0,5%	CONFORME ACCORDING TO	CONFORME ACCORDING TO
ORTOGONALITÀ WEDGING	UNI EN ISO 10545/2	± 0,6%	CONFORME ACCORDING TO	CONFORME ACCORDING TO
PLANARITÀ FLATNESS	UNI EN ISO 10545/2	± 0,5%	CONFORME ACCORDING TO	CONFORME ACCORDING TO
ASSORBIMENTO D'ACQUA WATER ABSORPTION	UNI EN ISO 10545/3	E ≤ 0,5%	CONFORME ACCORDING TO	CONFORME ACCORDING TO
RESISTENZA ALLA FLESSIONE BENDING STRENGTH	UNI EN ISO 10545/4	≥ 35 N/mm ²	CONFORME ACCORDING TO	CONFORME ACCORDING TO
FORZA DI ROTTURA BREAKING STRENGTH	UNI EN ISO 10545/4	< 7,5 mm : ≥ 700 N > 7,5 mm : ≥ 1300 N	CONFORME ACCORDING TO	CONFORME ACCORDING TO
RESISTENZA ALL'ABRASIONE PROFONDA DELLE PIASTRELLE NON SMALTATE RESISTANCE TO DEEP ABRASION OF UNGLAZED TILES	UNI EN ISO 10545/6	< 175 mm ³	CONFORME ACCORDING TO	-
RESISTENZA ALL'ABRASIONE SUPERFICIALE PER PIASTRELLE SMALTATE ABRASION RESISTANCE FOR GLAZED TILES	UNI EN ISO 10545/7	DICHIARATO DALL'AZIENDA PRODUTTRICE DECLARED BY THE MANUFACTURING COMPANY	-	IN FUNZIONE DELLA DESTINAZIONE D'USO ACCORDING TO THE DESTINATION OF FINAL USE
RESISTENZA AGLI SBALZI TERMICI THERMAL SHOCK RESISTANCE	UNI EN ISO 10545/9	RICHIESTA REQUIRED	RESISTE RESISTS	RESISTE RESISTS
RESISTENZA AL GELO FROST RESISTANCE	UNI EN ISO 10545/12	RICHIESTA REQUIRED	INGELIVO FROST PROOF	INGELIVO FROST PROOF
RESISTENZA ALL'ATTACCO CHIMICO CHEMICAL RESISTANCE	UNI EN ISO 10545/13	MIN UB	CONFORME ACCORDING TO	-
		MIN GB	-	CONFORME ACCORDING TO
RESISTENZA ALLE MACCHIE RESISTANCE TO STAINING	UNI EN ISO 10545/14	UGL VALORE DA DICHIARARE VALUE TO DECLARE	-	-
		GL ≥ MINIMO CLASSE 3	-	CONFORME ACCORDING TO
RESISTENZA ALLO SCIVOLAMENTO SLIP RESISTANCE	B.C.R.A. C.A.	μ 0,19 SCIVOLOSITÀ PERICOLOSA - DANGEROUSLY SLIPPERY 0,20 < μ < 0,39 SCIVOLOSITÀ ECCESSIVA - EXCESSIVELY SLIPPERY 0,40 < μ < 0,74 ATTRITO SODDISFACENTE - SATISFACTORY GRIP μ 0,75 ATTRITO ECCELLENTE - EXCELLENT GRIP	> 0,40	> 0,40
	B.C.R.A. G.B.		> 0,40	> 0,40
	ASTM C 1028 (S.C.O.F.)	SUP RESISTANT (> 0,60)	> 0,60 DRY > 0,60 WET	> 0,60 DRY > 0,60 WET
	DIN 51130	IN FUNZIONE DELL'AMBIENTE O DELLA ZONA DI LAVORO BASING ON THE ENVIRONMENT OR THE WORKING AREA	R10	R11
	DIN 51097	-	A+B	A+B+C
	ANSI A 137-1:2012 (D.C.O.F.)	≥ 0,42	> 0,42	> 0,42

* Valori medi di produzione / Average production values

P.tech ON DEMAND

La tecnologia P.TECH migliora le performance anti-scivolo dei pavimenti, mantenendo inalterati i valori di resistenza meccanica del gres porcellanato, con una finitura estremamente piacevole al tatto e facile da pulire.

LAB325 in finitura P.TECH, nei formati 60x120, 120x120 e 80x80, può essere fornita su richiesta con un ordine soggetto a lotto minimo di produzione.

The innovative P.TECH technology which improves the slip resistance of floors while delivering the renowned mechanical strength of porcelain tiles and a finish that is both extremely pleasant to the touch and easy to clean.

LAB325 in P.TECH finish, in the 60x120, 120x120 and 80x80 sizes, can be supplied on request with an order subject to a minimum production batch.

VARIAZIONE CROMATICA SHADE VARIATION	V2	aspetto uniforme uniform appearance V1	lieve variazione slight variation V2	moderata variazione moderate variation V3	forte variazione substantial variation V4

IMBALLI PACKAGING

F.to nominale Nominal size	Finitura Finish	Spessore Thickness	F.to reale (mm) Work size (mm)	Imballo Packing	Pz/Scat. Pcs/Box	Mq/Scat. Sqm/Box	Kg/Scat. Kg/Box	Scat./Imb. Box/Packing	Pz Totali Pcs Total	Mq totali Sqm total	Kg Imb. Kg Packing	Kg Totali Kg Total
160x320 64"x128"	rett	6	1596,5x3195	Cassa Crate	-	-	-	-	76,80	139	1.294	1.294
				Cavalletto container Container Rack pallet	-	-	-	-	184,32	180	2.952	2.952
120x280 48"x112"	rett	6	1194x2800	Cassa Crate	-	-	-	-	20	67,20	95	1.104
				Cavalletto Rack pallet	-	-	-	-	36	120,96	120	1.935
				Cavalletto container Container Rack pallet	-	-	-	-	36	120,96	140	1.955
120x120 48"x48"	rett.	8,5	1194x1194	Pallet con sponde Pallet with sides	2	2,88	57,60	18	36	51,84	40	1.077
60x120 24"x48"	rett.	8,5	596x1194	pallet	2	1,44	28,80	30	60	43,20	20	884
60x120 24"x48"	rett.	20	596x1194	pallet	1	0,72	32,80	30	30	21,60	20	1.000
80x80 32"x32"	rett.	8,5	797,25x797,25	pallet	2	1,28	25,60	48	96	61,44	20	1.249
60x60 24"x24"	rett.	8,5	596x596	pallet	3	1,08	21,60	40	120	43,20	20	884
60x60 24"x24"	rett.	20	596x596	pallet	2	0,72	32,80	30	60	21,60	20	1.004
20x40 8"x16"	nat.	8,5	-	pallet	13	1,07	21,40	72	936	77,04	20	1.561

L'unità minima di vendita per tutti gli articoli (fondi, decori e pezzi speciali) è la scatola completa. / The minimum sales quantity for all items (plain tiles, decorations and special trims) is one full box. I dati relativi agli imballi sono aggiornati al momento della stampa del catalogo e pertanto possono subire variazioni nel corso del tempo. / Data referring to packaging have been update at time of printing; the actual data may be slightly different.

Pezzi speciali e decori per effetto delle lavorazioni, possono presentare variazioni di tonalità. / Due to working process special trims and decors, may show variation in tonality.

Le caratteristiche di superficie e le tonalità dei prodotti ceramici illustrati in questo catalogo sono da ritenersi puramente indicative. Optical features and color shades of ceramic materials illustrated in this catalogue are to be regarded as mere indications.



Ceramics of Italy

Marketing ABK Group
243

Brand of ABK Group Industrie Ceramiche s.p.a. - via S.Lorenzo N.24/a - 41034 Finale Emilia - Modena Italy
tel. 0535 761311 - fax 0535 761320/92800/761351

www.abk.it
#abkemozioni

WE
ARE
ABK
GROUP

ABK

EMOZIONI IN SUPERFICIE

WE
ARE **ABK**
GROUP