



REBEL

FLAVIKER

CREATIVE FREEDOM
THE CONTEMPORARY AESTHETICS
OF OXIDISED METALS

REBEL

FLAVIKER

REBEL

REBEL COMPLETA IL MOOD INDUSTRIAL CHIC DELLE PIÙ RECENTI COLLEZIONI FLAVIKER. LA SUPERFICIE, CARATTERIZZATA DA EFFETTI TRANSLUCIDI E DA PIACEVOLI CONTRASTI CROMATICI, RICREA IL FASCINO DELLE LASTRE METALLICHE DI RECUPERO, RIPRODUCENDONE IN MANIERA SORPRENDENTE I PROCESSI DI INVECCHIAMENTO E DI USURA.

REBEL COMPLETES THE INDUSTRIAL-CHIC MOOD OF THE LATEST FLAVIKER COLLECTIONS. WITH ITS TRANSLUCENT EFFECTS AND PLEASANT COLOUR CONTRASTS, THE SURFACE IS INSPIRED BY THE APPEAL OF RECLAIMED METAL SHEETS, REPRODUCING THE PROCESSES OF AGING AND WEAR WITH ASTONISHING REALISM.


BRONZE




LEAD



NIGHT



SILVER



WHITE



EMERALD



BRASS

6 mm

8,5 mm

20 mm X20

30 mm X30

160x320

120x120

90x90

60x60

120x280

60x120

80x80

60x60

30x60

REBEL SILVER



WALL: REBEL LEAD 120X280

FLOOR: REBEL SILVER 120X120



WALL: REBEL LEAD 120X280 | REBEL BRASS 60X120

FLOOR: REBEL SILVER 120X120

COUNTER TOPS: SUPREME EVO NOIR LAURENT LUX 160X320



WALL: REBEL LEAD 120X280 | REBEL BRASS 60X120
FLOOR: REBEL SILVER 120X120
COUNTER TOPS: SUPREME EVO NOIR LAURENT LUX 160X320



WALL: REBEL SILVER 120X280
FLOOR: X20 REBEL SILVER 90X90 20 MM
MATERIA KITCHEN TABLE: ANIMA GRIGIO 12 / 20 MM | HYPER WHITE 6 MM

REBEL LEAD



FLOOR: REBEL LEAD 60X120



WALL: REBEL WHITE 120X280
FLOOR: X20 REBEL LEAD 90X90 20 MM
MATERIA TABLE: REBEL BRONZE 6 MM



FLOOR: REBEL LEAD 80X80
MATERIA TABLE: STATUARIO SUPERIOR LUX 12 MM



WALL: REBEL LEAD 120X280 | W_ALL TONES NUTMEG 30X120

FLOOR: REBEL WHITE 60X120



WALL: REBEL LEAD 120X280 | SUPREME TREASURE LUMINOUS EVEROSE CP4 LUX 480X280
DESK: SUPREME TREASURE LUMINOUS EVEROSE LUX 120X280 | REBEL LEAD 120X280
FLOOR: SUPREME TREASURE LUMINOUS EVEROSE LUX 120X120

REBEL BRONZE



WALL: REBEL BRONZE 160X320
FLOOR: REBEL BRONZE 120X120

REBEL
HOTEL

WALL: REBEL BRONZE 160X320 | REBEL NIGHT 160X320
FLOOR: REBEL BRONZE 120X120
VOLUMES: ROCKIN' ICE 120X280 | REBEL NIGHT 160X320



MATERIA - KITCHEN VOLUME: TRAVERTINO NAVONA 12mm/6mm
SHUTTERS: REBEL BRONZE 120x280
FLOOR: NAVONA HONEY CROSS 60x120



WALL: SUPREME TREASURE CORCHIA GOLD 120X280, OBLIQUE LUX 25X120
REBEL BRONZE NAT. 120X280, OBLIQUE NAT. 25X120
FLOOR: REBEL BRONZE 60X120



FLOOR: X20 REBEL BRONZE 90X90 20 MM, BULLNOSE 90X90 20 MM
WALL: HYPER SILVER 120X280



REBEL WHITE



FLOOR: REBEL WHITE 80X80



WALL: REBEL WHITE 120X280
FLOOR: REBEL WHITE 80X80
MATERIA WORKTOPS AND VOLUME: SUPREME EVO NOIR LAURENT LUX 6 MM
REBEL BRONZE 6 MM



WALL: REBEL WHITE 120X280

FLOOR: REBEL WHITE 80X80

MATERIA WORKTOPS AND VOLUME: SUPREME EVO NOIR LAURENT LUX 6 MM

REBEL BRONZE 6 MM



WALL: REBEL WHITE 120X280 | CHROME BLACK NAT 120X280

FLOOR: NORDIK WOOD GOLD 20X120

REBEL NIGHT



WALL: SUPREME TREASURE LASA SAPPHIRE OBLIQUE LUX 25X120

REBEL NIGHT OBLIQUE 25X120

FLOOR: REBEL NIGHT 60X120



WALL: HYPER SILVER 120X280

FLOOR: REBEL NIGHT 60X120



WALL: REBEL NIGHT 120X280 | HYPER SILVER 120X280
FLOOR: HYPER SILVER 60X120
MATERIA WASHBASIN AND VOLUME: REBEL SILVER 6 MM



WALL: REBEL NIGHT 120X280 | BLUE SAVOY GREY 10X60
FLOOR: BLUE SAVOY GREY 60X120

REBEL EMERALD



WALL: FLOW WATERY GLOSSY 6x25, REBEL EMERALD 120x280

FLOOR: REBEL EMERALD 60x120



WALL: REBEL EMERALD 120X280
SUPREME TREASURE CALACATTA EMERALD 120X280 SOFT
FURNITURE: REBEL BRONZE 120X280
FLOOR: REBEL EMERALD 60X120



WALL: NAVONA GREY VEIN 120x280 | REBEL EMERALD 120x280
WASHBASIN: REBEL EMERALD 120x280
FLOOR: NAVONA GREY VEIN 60x120 | NORDIK WOOD GOLD 20x120



FIREPLACE: REBEL EMERALD 120x280
FLOOR: FOUR SEASONS BISCUIT 30x120
LITTLE TABLE: MATERIA CEPPO DI GRÈ 12MM



WALL: REBEL EMERALD 120X280 | REBEL BRASS 60X120
FLOOR: RE_TOUR MUD 90X90

REBEL BRASS



WALL: REBEL BRASS 60x120 + ART WALLS GLASS LUX 60x120
FLOOR: FOUR SEASONS BISCUIT 20x120




WALL: REBEL BRASS 60X120
FLOOR: SUPREME EVO ANTIQUE WHITE LUX 60X120
WASHBASIN AND TOP: SUPREME EVO ANTIQUE WHITE 160X320 LUX



WALL: SUPREME TREASURE GREYLAC PLATINUM 60X120 NAT
REBEL BRASS 60X120 | REBEL MOSAICO TRIS HOT 30X30
FLOOR: SUPREME TREASURE GREYLAC PLATINUM 60X120 NAT

REBEL



BRONZE LEAD NIGHT SILVER WHITE EMERALD BRASS

6 mm	160x320 64"x128"	NAT. RETT.	•		•	•			
	120x280 48"x112"	NAT. RETT.	•	•	•	•	•	•	
8,5 mm	120x120 48"x48"	NAT. RETT.	•	•	•	•	•	•	•
	60x120 24"x48"	NAT. RETT.	•	•	•	•	•	•	•
	80x80 32"x32"	NAT. RETT.	•	•	•	•	•		
	60x60 24"x24"	NAT. RETT.	•	•	•	•	•	•	
	30x60 12"x24"	NAT. RETT.	•	•	•	•	•		
20 mm	90x90 36"x36"	R11 RETT. P.TECH	•	•		•			
30 mm	60x60 24"x24"	R11 RETT.				•			

REBEL

BRONZE



6 mm	160x320	NAT. RETT.	0003963
	120x280	NAT. RETT.	0008666
8,5 mm	120x120	NAT. RETT.	0003758
	60x120	NAT. RETT.	0004046
	80x80	NAT. RETT.	0004060
	60x60	NAT. RETT.	0004095
	30x60	NAT. RETT.	0004100
20 mm	90x90 X20	R11 RETT. P.TECH	0004251

Disponibile anche
Available also

MATERIA.

6 mm	163,5x323	NAT.	0003842
12 mm	163,5x323	NAT.	0006284

LEAD



6 mm	120x280	NAT. RETT.	0008668
8,5 mm	120x120	NAT. RETT.	0003760
	60x120	NAT. RETT.	0004048
	80x80	NAT. RETT.	0004062
	60x60	NAT. RETT.	0004097
	30x60	NAT. RETT.	0004102
20 mm	90x90 X20	R11 RETT. P.TECH	0004252

REBEL

NIGHT



6 mm	160x320	NAT RETT.	0003964
	120x280	NAT RETT.	0008667
8,5 mm	120x120	NAT RETT.	0003759
	60x120	NAT RETT.	0004047
	80x80	NAT RETT.	0004061
	60x60	NAT RETT.	0004096
	30x60	NAT RETT.	0004101

Disponibile anche
Available also

MATERIA.

6 mm	163,5x323	NAT.	0003843
12 mm	163,5x323	NAT.	0003793

SILVER



6 mm	160x320	NAT RETT.	0006234
	120x280	NAT RETT.	0008669
8,5 mm	120x120	NAT RETT.	0003761
	60x120	NAT RETT.	0004049
	80x80	NAT RETT.	0004063
	60x60	NAT RETT.	0004098
	30x60	NAT RETT.	0004103

Disponibile anche
Available also

MATERIA.

6 mm	163,5x323	NAT.	0006233
12 mm	163,5x323	NAT.	0005324

REBEL

WHITE



6 mm	120x280	NAT RETT.	0008670
8,5 mm	120x120	NAT RETT.	0003762
	60x120	NAT RETT.	0004050
	80x80	NAT RETT.	0004064
	60x60	NAT RETT.	0004099
	30x60	NAT RETT.	0004104

EMERALD




6 mm	120x280	NAT RETT.	0008072
8,5 mm	120x120	NAT RETT.	0004945
	60x120	NAT RETT.	0004052
	60x60	NAT RETT.	0010842


REBEL


BRASS



8,5 mm	120x120	NAT RETT.	0004944
	60x120	NAT RETT.	0004051



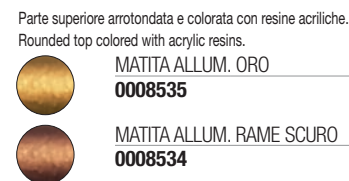
30x30 8,5 mm
0004344
MOSAICO TRIS HOT RETT.




30x30 8,5 mm
0004343
MOSAICO TRIS COLD RETT.


MATITE ALLUMINIO - ALUMINIUM STRIPS













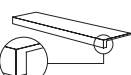





Articoli realizzati in alluminio anodizzato per l'uso a parete, adatti a raccordare piastrelle di diverso spessore (8,5/7/6 mm).
Anodized Aluminium strips for use between wall tiles of different thicknesses (8,5/7/6 mm).




REBEL



DECORI E PEZZI SPECIALI DECORS AND SPECIAL TRIMS

			BRONZE	LEAD	NIGHT	SILVER	WHITE	EMERALD BRASS
 8,5 mm	Mosaico 30x30 	NAT RETT.	0004488	0004490	0004489	0004491	0004492	0004494 0004493
 8,5 mm	Oblique 25x120  = 0,46 MQ	NAT RETT.	0008871	-	0008872	-	-	0008873 -
 8,5 mm	Mosaico Twist 30x30 	NAT RETT.	0008874	-	0008875	-	-	0008876 -
 8,5 mm	Battiscopa 5,5x60 	NAT RETT.	0004169	0004171	0004170	0004172	0004173	- -
 8,5 mm	Battiscopa 5,5x80 	NAT RETT.	0004065	0004067	0004066	0004068	0004069	- -
 8,5 mm	Battiscopa 5,5x120 	NAT RETT.	0008564	0008566	0008565	0008567	0008568	0004234 0004233
 8,5 mm	Gradone Top 32x120x4,5x2 	NAT RETT.	0004070	0004072	0004071	0004073	0004074	0008574 0008573
 8,5 mm	Angolare Top SX 32x120x4,5x2 	NAT RETT.	0004075	0004077	0004076	0004078	0004079	0008572 0008571
 8,5 mm	Angolare Top DX 32x120x4,5x2 	NAT RETT.	0004080	0004082	0004081	0004083	0004084	0008570 0008569



PEZZI SPECIALI
SPECIAL TRIMS

		BRONZE	LEAD	SILVER
	Bullnose 90x90 	R11 RETT. 0007850	0007851	0007852
	Elemento L 15x90x5 	R11 RETT. 0004255	0004256	0004257
	Elemento L Grip 15x90x5 	R11 RETT. 0007096	0007097	0007098
	Griglia 18x90 	R11 RETT. 0004258	0004259	0004260
	Ang. Griglia SX 18x90 	R11 RETT. 0004261	0004262	0004263
	Ang. Griglia DX 18x90 	R11 RETT. 0004264	0004265	0004266

CARATTERISTICHE TECNICHE TECHNICAL CHARACTERISTICS

GRES PORCELLANATO TUTTA MASSA
FULL BODY PORCELAIN

CLASSIFICAZIONE SECONDO NORME UNI EN 14411 (ISO 13006) ALLEGATO G-Gruppo Bla UGL
CLASSIFICATION IN ACCORDANCE WITH UNI EN 14411 (ISO 13006) ANNEX G-Group Bla UGL

X20
GRES PORCELLANATO A MASSA COLORATA
FULL BODY COLORED PORCELAIN





CLASSIFICAZIONE SECONDO NORME UNI EN 14411 (ISO 13006) ALLEGATO G-Gruppo Bla GL
CLASSIFICATION IN ACCORDANCE WITH UNI EN 14411 (ISO 13006) ANNEX G-Group Bla GL

X30
GRES PORCELLANATO
PORCELAIN TILES

CLASSIFICAZIONE SECONDO NORME UNI EN 14411 (ISO 13006) ALLEGATO G-Gruppo Bla GL
CLASSIFICATION IN ACCORDANCE WITH UNI EN 14411 (ISO 13006) ANNEX G-Group Bla GL

PROPRIETÀ FISICO-CHIMICHE PHYSICAL-CHEMICAL PROPERTIES	NORMA NORM	VALORE PRESCRITTO DALLE NORME VALUE PRESCRIBED FROM THE NORMS	*NAT.	*X20	*X30
LUNGHEZZA E LARGHEZZA DIMENSIONE MEDIA DI OGNI PIASTRELLA LENGTH AND WIDTH OF THE AVERAGE-SIZES TILE	UNI EN ISO 10545/2	± 0,6%	CONFORME ACCORDING TO		
SPESSORE THICKNESS	UNI EN ISO 10545/2	± 5%	CONFORME ACCORDING TO		
RETTILINEARITÀ SPIGOLI WARPAGES OF EDGES	UNI EN ISO 10545/2	± 0,5%	CONFORME ACCORDING TO		
ORTOGONALITÀ WEDGING	UNI EN ISO 10545/2	± 0,6%	CONFORME ACCORDING TO		
PLANARITÀ FLATNESS	UNI EN ISO 10545/2	± 0,5%	CONFORME ACCORDING TO		
ASSORBIMENTO D'ACQUA WATER ABSORPTION	UNI EN ISO 10545/3	E ≤ 0,5%	CONFORME ACCORDING TO		
RESISTENZA ALLA FLESSIONE BENDING STRENGTH	UNI EN ISO 10545/4	≥ 35 N/mm ²	CONFORME ACCORDING TO	≥ 50 N/mm ²	≥ 55 N/mm ²
FORZA DI ROTTURA BREAKING STRENGTH	UNI EN ISO 10545/4	≥ 1300 N	CONFORME ACCORDING TO	≥ 20000 N	≥ 25000 N
RESISTENZA ALL'ABRASIONE PROFONDA DELLE PIASTRELLE NON SMALTATE RESISTANCE TO DEEP ABRASION OF UNGLAZED TILES	ISO 10545/6	< 175 mm ³	CONFORME ACCORDING TO	-	-
RESISTENZA ALL'ABRASIONE SUPERFICIALE PER PIASTRELLE SMALTATE ABRASION RESISTANCE FOR GLAZED TILES	ISO 10545/7	IN FUNZIONE DELLA DESTINAZIONE D'USO ACCORDING TO THE DESTINATION OF FINAL USE	-	CONFORME ACCORDING TO	CONFORME ACCORDING TO
RESISTENZA AGLI SBALZI TERMICI THERMAL SHOCK RESISTANCE	UNI EN ISO 10545/9	RICHIESTA REQUIRED	RESISTE RESISTS		
RESISTENZA AL GELO FROST RESISTANCE	UNI EN ISO 10545/12	RICHIESTA REQUIRED	INGELIVO FROST PROOF		
RESISTENZA ALL'ATTACCO CHIMICO CHEMICAL RESISTANCE	UNI EN ISO 10545/13	MIN UB	CONFORME ACCORDING TO	-	-
		MIN GB	-	CONFORME ACCORDING TO	CONFORME ACCORDING TO
RESISTENZA ALLE MACCHIE RESISTANCE TO STAINING	UNI EN ISO 10545/14	UGL: VALORE DA DICHIARARE UGL: VALUE TO DECLARE	-	-	-
		GL: CLASSE 3 MIN	-	CONFORME ACCORDING TO	CONFORME ACCORDING TO
RESISTENZA ALLO SCIVOLAMENTO SLIP RESISTANCE	B.C.R.A. C.A.	μ 0,19 SCIVOLOSITÀ PERICOLOSA - DANGEROUSLY SLIPPERY 0,20 < μ < 0,39 SCIVOLOSITÀ ECCESSIVA - EXCESSIVELY SLIPPERY 0,40 < μ < 0,74 ATTRITO SODDISFACENTE - SATISFACTORY GRIP μ 0,75 ATTRITO ECCELLENTE - EXCELLENT GRIP	>0,40		
	B.C.R.A. G.B.		>0,40		
	ASTM C 1028 (S.C.O.F.)	SLIP RESISTANT (> 0,60)	>0,60 DRY >0,60 WET		
	DIN 51130	IN FUNZIONE DELL'AMBIENTE O DELLA ZONA DI LAVORO BASING ON THE ENVIRONMENT OR THE WORKING AREA	R10	R11	R11
	DIN 51097	-	A+B	A+B+C	A+B+C
ANSI A 137-1:2012	> 0,42	>0,42			

* Valori medi di produzione / Average production values

VARIAZIONE CROMATICA SHADE VARIATION	V2	 aspetto uniforme uniform appearance V1	 lieve variazione slight variation V2	 moderata variazione moderate variation V3	 forte variazione substantial variation V4
---	-----------	--	--	---	---

IMBALLI PACKAGING

F.to nominale Nominal size	Finitura Finish	Spessore Thickness	F.to reale (mm) Work size	Imballo Packing	Pz/Scat. Pcs/Box	Mq/Scat. Sqm/Box	Kg/Scat. Kg/Box	Scat./Imb. Box/Packing	Pz Totali Pcs Total	Mq Totali Sqm Total	Kg/Imballo Kg/Packing	Kg Totali Kg Total
160x320 63"x126"	RETT.	6	1596,5x3195	Cassa Crate	-	-	-	-	15	76,80	139	1.253
				Cavalletto container Container rack pallet	-	-	-	-	36	184,32	180	2.853
120x280 48"x112"	RETT.	6	1194x2800	Cassa Crate	-	-	-	-	20	67,2	95	1.070
				Cavalletto Rack pallet	-	-	-	-	36	121	120	1.874
				Cavalletto container Container rack pallet	-	-	-	-	36	121	140	1.894
120x120 48"x48"	RETT.	8,5	1194x1194	Pallet con sponde Pallet with sides	2	2,88	57,60	18	36	51,84	40	1.077
60x120 24"x48"	RETT.	8,5	596x1194	Pallet	2	1,44	28,80	30	60	43,20	20	884
80x80 32"x32"	RETT.	8,5	797,25x797,25	Pallet	2	1,28	25,60	48	96	61,44	20	1.249
30x60 12"x24"	RETT.	8,5	297x596	Pallet	6	1,08	21,60	40	240	43,20	20	884
90x90 36"x36"	RETT.	20	896x896	Pallet	1	0,81	36,50	30	30	24,30	20	1.115
60x60 24"x24"	RETT.	30	600x600	Pallet	1	0,36	25,20	44	44	15,84	20	1.129

L'unità minima di vendita per tutti gli articoli è la scatola completa.
The minimum sales quantity for all items is one full box.

I dati relativi agli imballi sono aggiornati al momento della stampa del catalogo e pertanto possono subire variazioni nel corso del tempo.
Data referring to packaging have been update at time of printing; the actual data may be slightly different.

Le caratteristiche di superficie e le tonalità dei prodotti ceramici illustrati in questo catalogo sono da ritenersi puramente indicative.
Optical features and color shades of ceramic materials illustrated in this catalogue are to be regarded as mere indications.



Ceramics of Italy

FLAVIKER

BRAND OF ABK GROUP INDUSTRIE CERAMICHE S.P.A.

S.S. 569 per Vignola, 226

41014 Solignano di Castelvetro (Mo) Italy

T +39 (0) 59 9752011

F +39 (0) 59 9752010

flavikerpisa.it

#flaviker

FLAVIKER

WE
ARE
ABK
GROUP